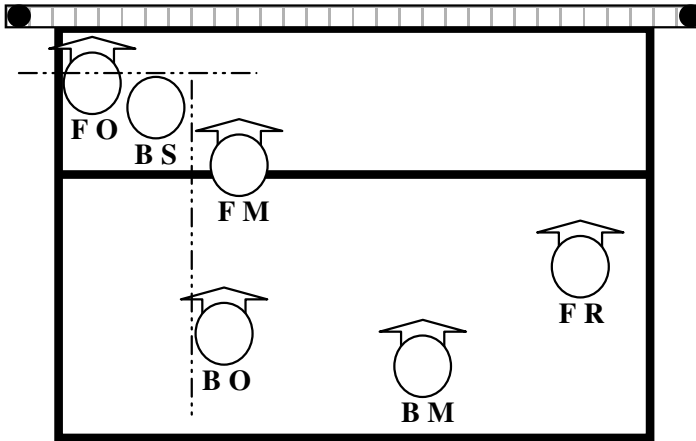


The Stack Left Line Up

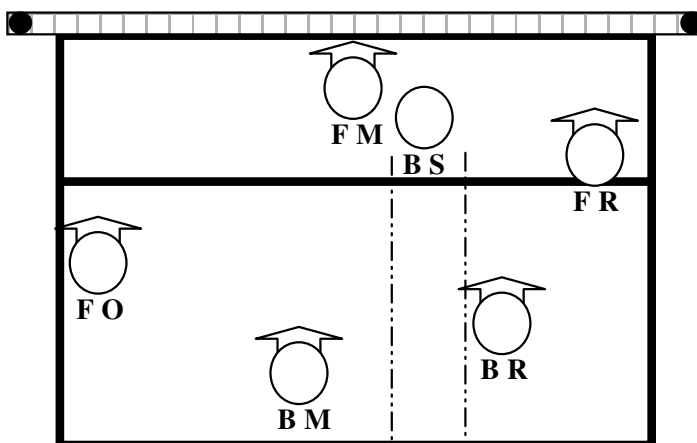


The following diagrams show the basic line up for a service receiving pattern, using the 6 – 2 system.

These starting positions, enables us to use the backcourt setter in the frontcourt, thereby maximise our attack options. It allows us to use three hitters in the front court and attack along the whole length of the net, against the oppositions three blockers.

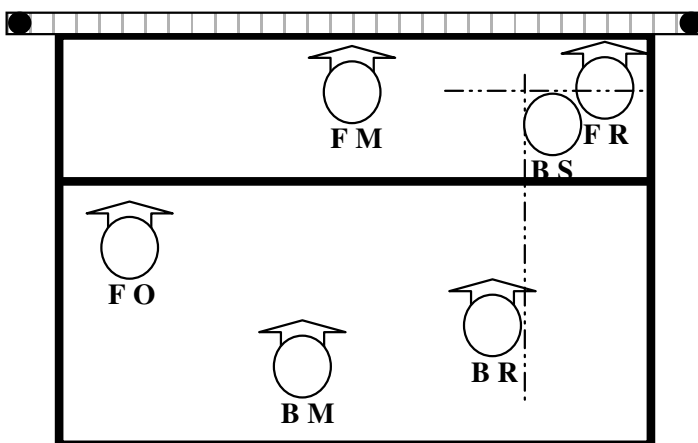
With the 4 – 2 system, we only have two front court hitters, using only two thirds of the net space against the oppositions three blockers, not good odds.

The Stack Middle Line Up



The exact starting positions of the 6 – 2 line up will vary slightly in each rotation, with respect to the oppositions server and each players abilities. We will always use three players to receive the serve and hence one frontcourt player must line up in the backcourt, to compensate for the backcourt setter moving to the front court.

The Stack Right Line Up



Key:

FO = Frontcourt Outside Hitter

FM = Frontcourt Middle Hitter

FR = Frontcourt Reverse Hitter

BO = Backcourt Outside Hitter

BM = Backcourt Middle Hitter

BR = Backcourt Reverse Hitter

For the service receive line up, some players assume a new roll with respect to the required move. Once the ball is safely on its way over the net to the opposition, the team will SWITCH and everyone will revert back to their normal playing position.